

Dixie-Narco®



Lawrence Street
Ranson, West Virginia 25438

(304) 725-3481
(800) 624-0553

Service Bulletin

311

Date: December 23, 1986

MODEL: DNCB CC Coke Venders

SUBJECT: Installation
Maka Validator
Model: NB15A


REASON: To provide parts which will enable Coca-Cola bottlers to install subject validator in the New DNCB CC Coke Venders.

PARTS NEEDED:

1	A432,010,010.03	Validator Mounting Ring (Fig. 1)
4	900,800,500.01	Keps Nut 8-32
1	B432,050,470.03	POS Window Retainer (Fig. 2)

- DO THIS:
1. Remove the Validator cover plate from the vender's Main Door.
 - 2a. Remove the two (2) Coin Insert Retainers - Fig. 3.
 - b. Replace these with POS Window Retainer - Fig. 2.
 - 3a. Some Venders will have a Coin Insert Retainer which is almost identical to Fig. 2.
 - b. If the Vender's Serial Number is not 0001-2967 or higher, replace the Retainer.
 - 4a. Install the Validator Mounting Ring (bottom down - Fig. 1) in the opening from which the Validator Cover Plate was removed.
 - b. Once inserted, install ~~two~~ (4) keps nuts (as spacers) on bottom studs. *For 4*
 - 5a. From the rear of the Main Door, align the nose piece of the Validator with the Validator opening, and push through.
 - b. Align Validator holes with Mounting Ring Studs and secure Validator with Keps Nuts.

Stud



Stud

Bottom
Fig. 1

Validator Mounting Ring

Stud


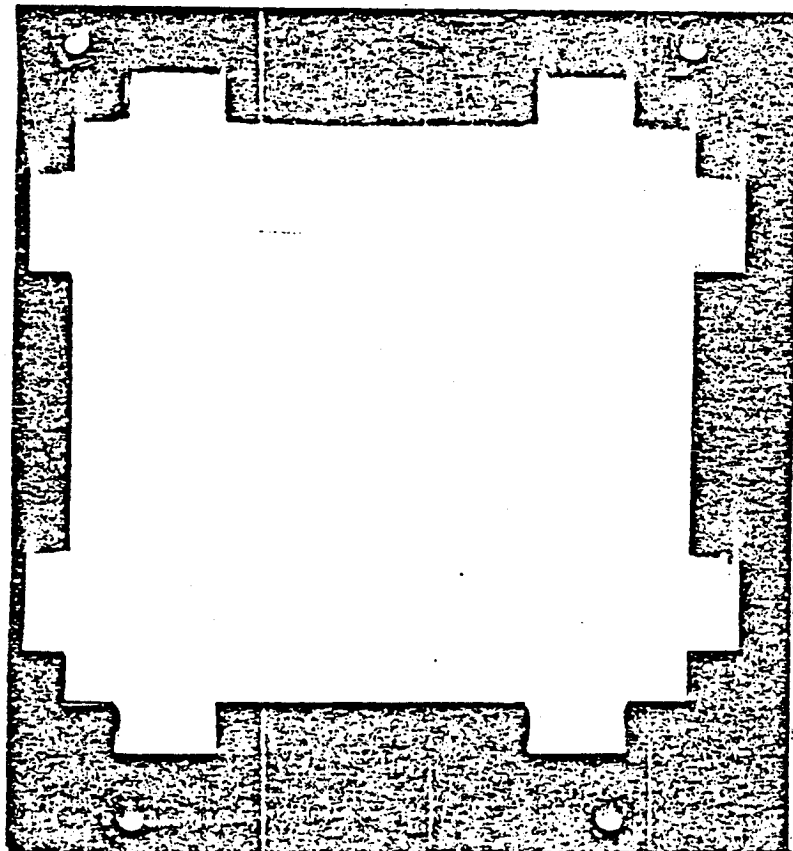


Fig. 3

Coin Insert Retainer



Bottom
Fig. 2

POS Window Retainer